

Image not found or type unknown



Ref. No.:
1411-03211227

Overview and Technical Data:

RASOMA DZS 250-2 Vertical two spindle turning center

RASOMA



Year of Build:
Jan 2010

Description:

Used RASOMA V DZS 250-2 vertical two-spindle turning center

CNC Controls Siemens 840D

Technical Details:

- Chuck
 - diameter max. 260 mm
 - Sled path X (per sled) approx. 900 mm
 - Slide path Z 400 mm
- Turning spindle unit
 - Spindle head A 6 (DIN 55026)
 - Diameter in the front bearing 120 mm
 - Spindle bore 38.1 mm
- Main drive
 - Motorized insertion spindle with AC built-in motor, water-cooled, infinitely variable lubrication
Lifetime grease drive power
 - at 100% ED 28.3 kW
 - at 40% ED 36 kW
 - Speed range 3500 rpm
 - Torque on the turning spindle max. at 100% ED 300 Nm
- Feed drive
 - X-axis via linear motor 1FN3
 - Rapid traverse speed 100 m/min
 - Feed force 6915 N

- Z-axis via 1FT6 AC servomotors
 - Rapid traverse speed 30 m/min
 - Ball screw diameter 40 mm
 - Feed force » 8 kN
 - Tool system
 - Disk turret tool holder mount VDI 40 tool positions
 - 12 tool disk SW 320 position measuring system
 - X-axis incremental linear length measuring system LC 183 Compressed air connection 6 bar
-

Vertical Turning Centers DZS

Our vertical turning centers DZS are available in 5 sizes and can be equipped with one spindle, two spindles, and with or without additional machining devices for high-performance milling, hob peeling (gear cutting), shaping, engraving and other machining methods.

The centers may be operated with two independent compound slide rests enabling parallel machining at the same time. The longitudinal slide moves along three linear guides and is equipped with a linear drive providing high stability together with high dynamics.

CONCEPT

Short auxiliary process times:

- Linear motor and three guides for the longitudinal slide
- 100 m/min and 5 m/s² on the X-axis
- Highly dynamic drives for the main spindle and the Z-axis
- Turret indexing time < 1 sec.

High flexibility:

- Tailored to the manufacturing job to be handled
- One-stop solutions for automation components, i.e. linear gantries, manipulators, gripper components, magazines, conveyor belts etc. starting from the idea via design up to fabrication

OPTIONS

- Installation of additional machining units
- Automation system tailored to the technology applied
- Integrated measuring station inside turret, working area or on the outside
Tool and process monitoring
- Driven tools
- And many other features

Technical Data:

Technical Data:

Control:

[SINUMERIK 840D](#)

Turning length:

400.00 mm

Turning diameter:

260.00 mm
Spindle Speed:
3500.00 rpm
Tool Capacity:
12 x
Tailstock:
No
Bezel:
No

Dimensions and Weight:

Height:
3310 mm
Length:
5276 mm
Width:
2400 mm

Buyer Information:

Condition:
[Very good condition](#)
Available:
[Sold](#)
Sold as:
[EXW \(Ex Works - Incoterm\)](#)
VAT:
[19 %](#)
Buyers Premium:
[18 %](#)
Location:
Germany

Images:

RASOMA

DZ









Y-C1 X2
-Z1 -C2

SIEMENS

Prüfung 6.11.2011

Controll → Einlesen des neuen Systems ...

Werkzeugstandzeit 22000 Eingabewerte 118-118000

Werkzeugstandzeit

Seite-1				Seite-2			
Werkz.	Sub	Werkz. 01	Rest	Werkz.	Sub	Werkz. 02	Rest
1-01	01	01	01	1-01	01	01	01
1-02	02	02	02	1-02	02	02	02
1-03	03	03	03	1-03	03	03	03
1-04	04	04	04	1-04	04	04	04
1-05	05	05	05	1-05	05	05	05
1-06	06	06	06	1-06	06	06	06
1-07	07	07	07	1-07	07	07	07
1-08	08	08	08	1-08	08	08	08
1-09	09	09	09	1-09	09	09	09
1-10	10	10	10	1-10	10	10	10
1-11	11	11	11	1-11	11	11	11
1-12	12	12	12	1-12	12	12	12

Rechnung 01-10 02-20 03-30 04-40 05-50 06-60 07-70 08-80 09-90 10-00 11-10 12-20



SIEMENS

Grid of function buttons including: STOP, FWD, REV, J1, J2, J3, J4, J5, J6, J7, J8, J9, J10, J11, J12, J13, J14, J15, J16, J17, J18, J19, J20, J21, J22, J23, J24, J25, J26, J27, J28, J29, J30, J31, J32, J33, J34, J35, J36, J37, J38, J39, J40, J41, J42, J43, J44, J45, J46, J47, J48, J49, J50, J51, J52, J53, J54, J55, J56, J57, J58, J59, J60, J61, J62, J63, J64, J65, J66, J67, J68, J69, J70, J71, J72, J73, J74, J75, J76, J77, J78, J79, J80, J81, J82, J83, J84, J85, J86, J87, J88, J89, J90, J91, J92, J93, J94, J95, J96, J97, J98, J99, J100.

Three indicator lights with labels: 'Leuchte 1', 'Leuchte 2', 'Leuchte 3'. A key is inserted into the lock mechanism below them.



SIEMENS

F2A6005884

200020283/10

72003

102522791/1

3 AC 400V

50Hz

I_{max}

245 A

P 130 kW

DZS 250

Made in Germany

RASOMA

Werkzeugmaschinen GmbH Döbeln

Inventar Nr.

Maschinen Nr.

DZS 250 72003

Produktionsjahr

2010

Gesamtmasse

15000 kg

Spannung

3x400 V/PE 50 Hz

Steuerspannung

24 VDC

Nennstrom

245 A

max. Vorsicherung

315 A

Anschlußwert

130 kW

Made in Germany

CE



Linamar Powertrain GmbH
Sachsenweg 4
08451 Cimmitschau



44500030

Überprüfung der ortsfesten Maschinen nach
DIN VDE 0113, DGUV Vorschrift 3

ESM

Elektro-Sicherheit-Menzel

Tel. 03 44 64 / 66 28 4-0

Nächste Prüfung fällig:

1	2	3	4	5	6	7	8	9	10	11	12
2019	2020	2021	2022	2023	2024						



08451 G... ..



44501100

CE

Fördertechnik + Metallbau
D-02681 Schirgiswalde-K

Anl.-Typ

KF 30

Fabr.-Nr.

1

Baujahr

2






RASOM

Rasoma
OP 10/20

Warning labels with red and white stripes





OP 25
Maschine 2

2
2





OP 10/20
Maschine 2



OP 25
Maschine 2

Technical drawing or manual page with a grid and text.

White electrical control box with a digital display and buttons.







Asset-Trade

Assessment and Sale of Used Assets world wide

Am Sonnenhof 16

47800 Krefeld

Germany

Tel.: +49 2151 32500 33

Fax.: +49 2151 65 29 22

Email: info@asset-trade.de

Web.: <https://www.asset-trade.de/en>

Ref. No.:

1411-03211227

Overview and Technical Data:

RASOMA DZS 250-2 Vertical two spindle turning center

RASOMA



Year of Build:
Jan 2010

Description:

Used RASOMA V DZS 250-2 vertical two-spindle turning center

CNC Controls Siemens 840D

Technical Details:

- Chuck
 - diameter max. 260 mm
 - Sled path X (per sled) approx. 900 mm
 - Slide path Z 400 mm
- Turning spindle unit
 - Spindle head A 6 (DIN 55026)
 - Diameter in the front bearing 120 mm
 - Spindle bore 38.1 mm
- Main drive
 - Motorized insertion spindle with AC built-in motor, water-cooled, infinitely variable lubrication
Lifetime grease drive power
 - at 100% ED 28.3 kW
 - at 40% ED 36 kW
 - Speed ??range 3500 rpm
 - Torque on the turning spindle max. at 100% ED 300 Nm
- Feed drive
 - X-axis via linear motor 1FN3
 - Rapid traverse speed 100 m/min
 - Feed force 6915 N
 - Z-axis via 1FT6 AC servomotors
 - Rapid traverse speed 30 m/min
 - Ball screw diameter 40 mm
 - Feed force » 8 kN
- Tool system
 - Disk turret tool holder mount VDI 40 tool positions
 - 12 tool disk SW 320 position measuring system
- X-axis incremental linear length measuring system LC 183 Compressed air connection 6 bar

Vertical Turning Centers DZS

Our vertical turning centers DZS are available in 5 sizes and can be equipped with one spindle, two spindles, and with or without additional machining devices for high-performance milling, hob peeling (gear cutting), shaping, engraving and other machining methods.

The centers may be operated with two independent compound slide rests enabling parallel machining at the same time. The longitudinal slide moves along three linear guides and is equipped with a linear drive providing high stability together with high dynamics.

CONCEPT

Short auxiliary process times:

- Linear motor and three guides for the longitudinal slide
- 100 m/min and 5 m/s² on the X-axis
- Highly dynamic drives for the main spindle and the Z-axis
- Turret indexing time < 1 sec.

High flexibility:

- Tailored to the manufacturing job to be handled
- One-stop solutions for automation components, i.e. linear gantries, manipulators, gripper components, magazines, conveyor belts etc. starting from the idea via design up to fabrication

OPTIONS

- Installation of additional machining units
- Automation system tailored to the technology applied
- Integrated measuring station inside turret, working area or on the outside
Tool and process monitoring
- Driven tools
- And many other features

Technical Data:

Technical Data:

Control:

[SINUMERIK 840D](#)

Turning length:

400.00 mm

Turning diameter:

260.00 mm

Spindle Speed:

3500.00 rpm

Tool Capacity:

12 x

Tailstock:

No

Bezel:

No

Dimensions and Weight:

Height:
3310 mm
Length:
5276 mm
Width:
2400 mm

Buyer Information:

Condition:
[Very good condition](#)
Available:
[Sold](#)
Sold as:
[EXW \(Ex Works - Incoterm\)](#)
VAT:
[19 %](#)
Buyers Premium:
[18 %](#)
Location:
Germany

Images:

RASOMA

DZ









Y-C1 X2
-Z1 -C2

SIEMENS

Prüfung 6.11.20

Controll → Einlesen des neuen Systems ...

Werkzeugstandzeit 2000 Ergänzende Seite 1-1000

Werkzeugstandzeit

Seite-1				Seite-2			
Werkz.	Sub	Werkz. 01	Rest	Werkz.	Sub	Werkz. 02	Rest
1-01	01	01	01	1-01	01	01	01
1-02	02	02	02	1-02	02	02	02
1-03	03	03	03	1-03	03	03	03
1-04	04	04	04	1-04	04	04	04
1-05	05	05	05	1-05	05	05	05
1-06	06	06	06	1-06	06	06	06
1-07	07	07	07	1-07	07	07	07
1-08	08	08	08	1-08	08	08	08
1-09	09	09	09	1-09	09	09	09
1-10	10	10	10	1-10	10	10	10
1-11	11	11	11	1-11	11	11	11
1-12	12	12	12	1-12	12	12	12

Rechnung: 01-10, 01-20, 01-30, 01-40, 01-50, 01-60, 01-70, 01-80, 01-90, 01-100



SIEMENS

Grid of function buttons including: STOP, FWD, REV, J1, J2, J3, J4, J5, J6, J7, J8, J9, J10, J11, J12, J13, J14, J15, J16, J17, J18, J19, J20, J21, J22, J23, J24, J25, J26, J27, J28, J29, J30, J31, J32, J33, J34, J35, J36, J37, J38, J39, J40, J41, J42, J43, J44, J45, J46, J47, J48, J49, J50, J51, J52, J53, J54, J55, J56, J57, J58, J59, J60, J61, J62, J63, J64, J65, J66, J67, J68, J69, J70, J71, J72, J73, J74, J75, J76, J77, J78, J79, J80, J81, J82, J83, J84, J85, J86, J87, J88, J89, J90, J91, J92, J93, J94, J95, J96, J97, J98, J99, J100.

Three indicator lights (top two are illuminated) and a keyhole with a key inserted.



SIEMENS

F2A6005884

200020283/10

72003

102522791/1

3 AC 400V

50Hz

I_{max}

245 A

P 130 kW

DZS 250

Made in Germany

RASOMA

Werkzeugmaschinen GmbH Döbeln

Inventar Nr.

Maschinen Nr.

DZS 250 72003

Produktionsjahr

2010

Gesamtmasse

15000 kg

Spannung

3x400 V/PE 50 Hz

Steuerspannung

24 VDC

Nennstrom

245 A

max. Vorsicherung

315 A

Anschlußwert

130 kW

Made in Germany

CE



Linamar Powertrain GmbH
Sachsenweg 4
08451 Cimmitschau



44500030

Überprüfung der ortsfesten Maschinen nach
DIN VDE 0113, DGUV Vorschrift 3


ESM

Elektro-Sicherheit-Menzel

Tel. 03 44 64 / 66 28 4-0

Nächste Prüfung fällig:

1	2	3	4	5	6	7	8	9	10	11	12
2019	2020	2021	2022	2023	2024						



08451 G... ..



44501100

CE

Fördertechnik + Metallbau
D-02681 Schirgiswalde-K

Anl.-Typ

KF 30

Fabr.-Nr.

1

Baujahr

2





RASOM

Rasoma
OP 10/ 20

SAFETY WARNING
DANGER
HIGH VOLTAGE
ELECTRICITY


Technical specifications and safety information document.



Technical specifications and safety information document.

Technical specifications and safety information document.

Technical specifications and safety information document.



OP 25
Maschine 2

2
2





OP 10/20
Maschine 2



OP 25
Maschine 2

Technical drawing or manual page with a grid and text.

White electrical control box with a digital display and buttons.







Asset-Trade

Assessment and Sale of Used Assets world wide

Am Sonnenhof 16

47800 Krefeld

Germany

Tel.: +49 2151 32500 33

Fax.: +49 2151 65 29 22

Email: info@asset-trade.de

Web.: <https://www.asset-trade.de/en>

Generated on 20.05.2026

© Copyright 2026 - [Asset-Trade](#)

Page